

WOODCORE PANELS

AFS KIT MODEL: AKW12

PANEL MODEL: RPW12

■ ECONOMICAL ■ EFFICIENT ■ IN STOCK

KITS & REPLACEMENTS

FEATURES

- Conductive ABS Sealed Panel
- High Density Chipboard Core
- Galvanized Steel Bottom Pan
- Laminate Surface
- Manufactured with the latest edge technology

GENERAL SPECIFICATIONS


- Panel Size: 24" x 24"
- Panel Weight: 24 lbs
- System Weight: 6.10 lbs/sf²
- Flame Spread: Class A

UNDERSTRUCTURE

- 2' Bolted Stringer
- Available in heights from 6" - 36"


COVERING

- 1/16" High Pressure Laminate
- Color: Gray Starlite




TOP VIEW

- Conductive ABS Sealed Panel
- Galvanized bottom pan
- Chipboard core



CORNER DETAIL (FLAT BOTTOM)

- Black ABS Seal



CROSS SECTION

- Black ABS Seal
- 1 1/8" Overall Thickness

SYSTEM PERFORMANCE RATINGS*			
DESIGN LOAD	UNIFORM LOAD	ULTIMATE LOAD	IMPACT LOAD
1250 lbs	300 lbs	2500 lbs	150 lbs
ROLLING LOAD		WARRANTY	
10 PASSES 1000 lbs	10,000 PASSES 800 lbs	2 Years	

*Per CISCA Recommendations, Minimum