


Step ① Measure for "X"
 (height of surrounding **WOOD** panel)

Step ② Pre-assemble Parts


Quick Corner #1 WHITE (P/N: QC1-WHT)
 QC Extension Plate (P/N: QCEP)



"X" =
 1-1/8" (A)
 1-3/16" (B)
 1-1/4" (C)
 1-5/16" (D)


Step ③ Attach to Grate

Quick Corner Assembly
 installed on grate



Step ② Pre-assemble Parts

Quick Corner #2 GRAY (P/N: QC2-GRY)
 QC Extension Plate (P/N: QCEP)



"X" =
 1-3/8" (E)
 1-7/16" (F)
 1-1/2"
 1-9/16"
 (G-H call factory)

Step ③ Attach to Grate

Quick Corner Assembly
 installed on grate



AccessFloorSystems.com, Inc.
 PO Box 1148
 Abita Springs, LA 70420
 985.898.0880, 800.868.8606
 985.892.8535 fax
 www.accessfloorsystems.com,
 sales@accessfloorsystems.com

"PROUDLY MADE IN THE USA"

TITLE: SCALE: NONE

Quick Corner™ PARTS GUIDE
 WOOD FLOOR APPLICATION

INFINITY MODELS:

AIR-STREAM MAX-AIR

DATE:

1/14/13